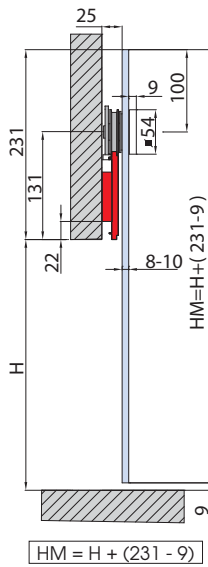



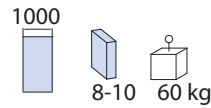
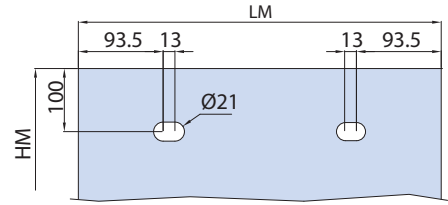
# Scorrevole Flow® V-8500

Sistema scorrevole con ruote a vista su binario quadro decorato  
 Sliding system with visible point rollers and square decorated rail  
 Schiebetürsystem mit Punktröller und Laufschiene in rechteckigem Design

*Anteprima 2014*

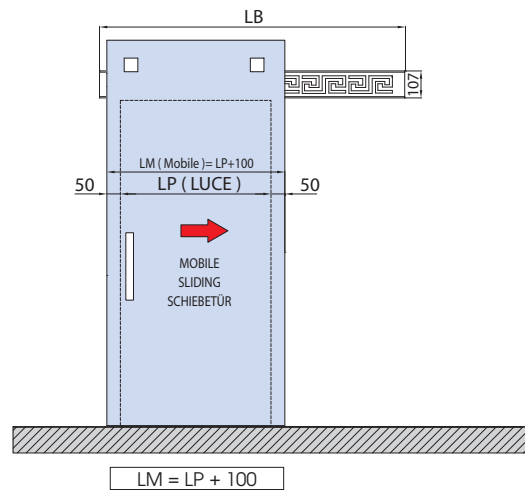


Lavorazione vetro  
 Glass preparation  
 Glasbearbeitung



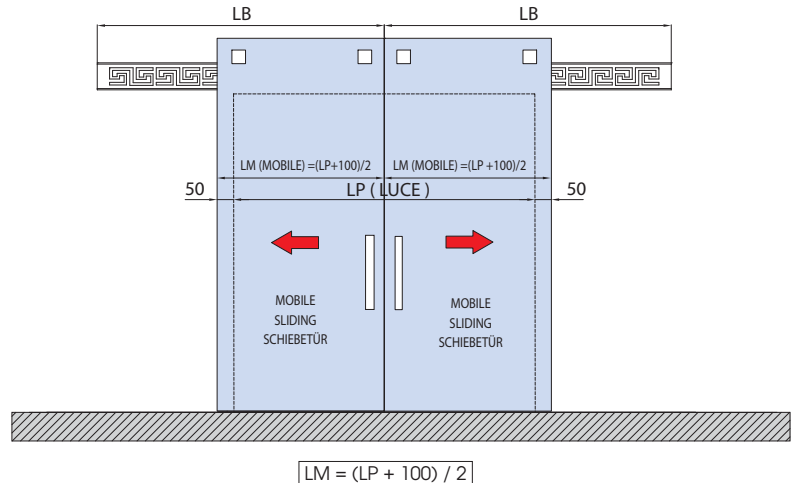
## V-8500 set 1

LB = Binario misura standard 2000 mm per porte fino a LM = 1000 mm  
 Rail in standard length of 2000 mm for glass width LM till 1000 mm  
 Laufschiene in standardlänge 2000 mm für Glasbreite LM bis 1000 mm



## V-8500 set 2

LB = Binario misura standard 2000 mm x 2 per porte fino a LM = 1000 mm  
 Rail in standard length of 2000 mm x 2 for glass width LM till 1000 mm  
 Laufschiene in standardlänge 2000 mm x 2 für Glasbreite LM bis 1000 mm



IX = Acciaio inox satinato  
 Satin stainless steel  
 Edelstahl matt

H = Altezza passaggio luce  
 Clear opening height  
 Lichte Höhe  
 LP = Passaggio luce  
 Clear opening width  
 Lichte Breite

HM = Altezza anta mobile  
 Sliding glass height  
 Schiebeflügel Höhe  
 LM = Larghezza vetro  
 Glass width  
 Glasbreite

LB = Lunghezza binario  
 Rail length  
 Laufschienelänge

xme293

