

Telescopico Sincro 2 vie V-2200

Telescopico Sincro 2 vie + fisso V-2250

2-way Telescopic Sincro - 2-way Telescopic Sincro + fixed

2 läufige Teleskop-Scheibetür Sincro - 2 läufige Teleskop-Schiebetür Sincro mit Festverglasung



Nuova serie "SINCRO"

Piacevole da usare

Grande evoluzione dei nuovi scorrevoli telescopici che, tramite la combinazione di una cinghia dentata ed appositi congegni permette, con un minimo sforzo, un facile, leggero e silenzioso movimento sincronizzato.

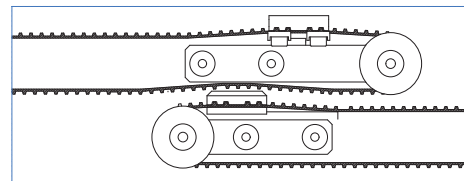
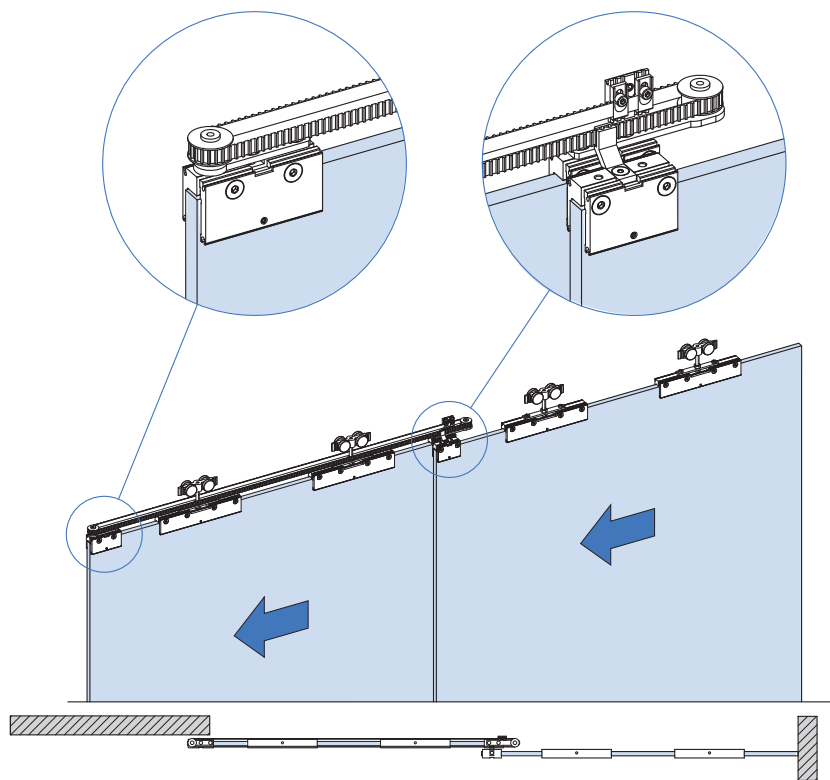
New "SINCRO" series Comfortable use

Einfache Handhabung A great evolution for the new sliding Telescopic that, thanks to the combination of a toothed belt with the appropriate devices, allow an easy, light and silent synchronized movement with the least possible effort.

Neue Serie "SINCRO" Einfache Handhabung

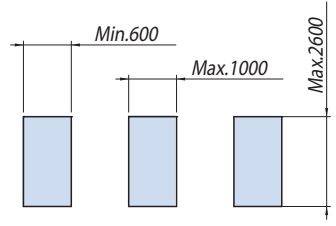
Großartige Entwicklung mit den neuen Teleskop-Schiebetüren, die durch Kombination mit Zahnriemen und angepassten Halterungen, eine einfache, leichte und lautlose synchronisierte Bewegung ermöglichen.





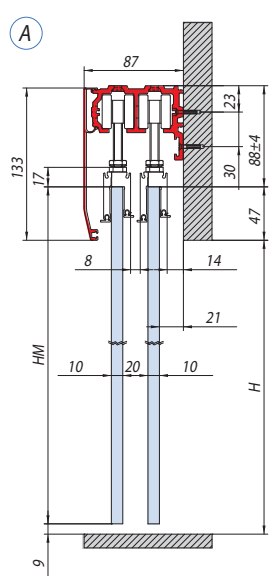
Regolazione altezza ± 4 mm
Height adjustment ± 4 mm
Höheneinstellung ± 4 mm

8...13.5 100 kg



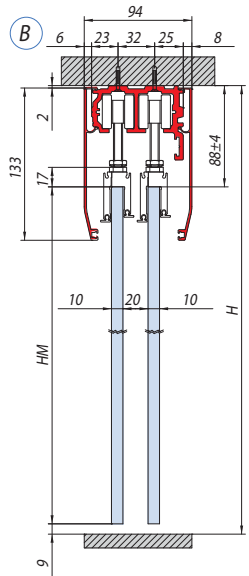
Nessun taglio vetro
No glass preparation
Keine Glasbearbeitung

V-2200 Set 2



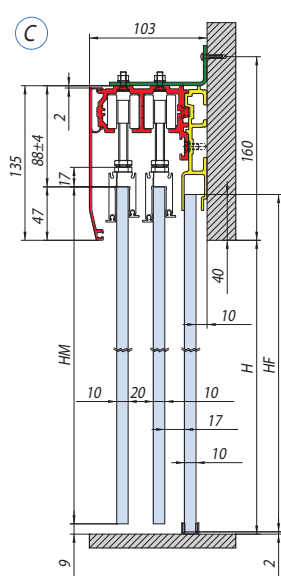
$HM = H + 38$

V-2200 Set 1



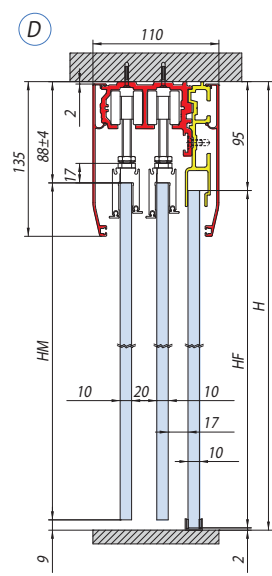
$HM = H - 97$

V-2250 Set 2



$HM = H + 38$
 $HF = H + 38$

V-2250 Set 1



$HM = H - 97$
 $HF = H - 97$

AN = Alluminio anodizzato
Aluminium anodized
Aluminium Silberfarbig

Effetto inox
Inox effect
Inox effekt